

ULTIMA[®] X5000



WE KNOW YOU'RE TIRED OF...



*"NEEDING TO DISCONNECT POWER
BEFORE CHANGING A SENSOR"*

*"REMEMBERING HOW TO
CALIBRATE THIS THING"*

*"HAVING TO PULL SO MUCH WIRE AT
EVERY GAS DETECTOR INSTALLATION..."*

*"WONDERING IF THE GAS DETECTOR
IS WORKING"*



*YOU HAVEN'T BEEN ABLE
TO DO ANYTHING ABOUT IT..
UNTIL NOW*

*"LOSING MY
MAGNET... I HAVE
BIGGER THINGS TO
WORRY ABOUT"*



ALL NEW DESIGN



**BLUETOOTH®
CONNECTION STATUS**



**ACTIVE
OPERATION
INDICATOR**

**GAS READING
GAUGE AND
PROGRESS BAR**

**BRIGHT
STATUS LED**

INSTRUMENT STATUS INDICATORS




Power



Fault



Alarm




STAY CONNECTED. WORK SMARTER.

- Bluetooth wireless technology
- Check status and get alerts up to 75 ft (23 m) away
- Modify settings/setpoints/alarms
- Initiate calibration and view progress
- Reduce setup time by at least 50%



DO MORE WITH LESS

1 Transmitter = 2X Sensing Power



2" INTEGRAL
PIPE MOUNT
BRACKET

3/4" NPT OR
M25 THREADS

DUAL SENSORS AND
ANALOG OUTPUTS

TOUCH
INTERFACE
FOR TOOL FREE
OPERATION

TAG ATTACHMENT
MULTILINGUAL
TEXT MENU OPTIONS

SIMPLE RETROFITS
Identical footprint and wiring to
the ULTIMA® X Series

(XIR Plus Sensor shown)
Dual sensing capability for
any combination of
sensors

Combustible, Toxic
or Oxygen
Digital Sensors

POWERED BY
XCell[®]
SENSORS

WITH

TruCal[®]
PLATFORM




SafeSwap[®]

Safely and quickly replace
sensors without turning off
the instrument

(ACTUAL SIZE)

MATERIAL OPTIONS




STAINLESS STEEL
Ultra Corrosion
Resistant
8.8 lbs

NEW ADVANCED SENSOR TECHNOLOGY

Up to 1.5 YEARS between calibrations!



*only CO & H₂S XCell Sensors

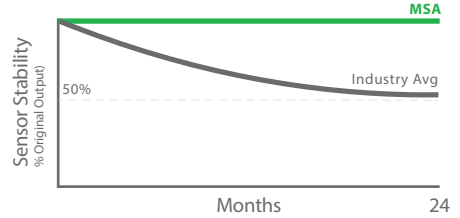


MSA Industry Avg

MSA Industry Avg

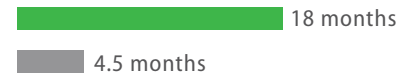
Longer Sensor Life

Better Stability (Lower Drift)



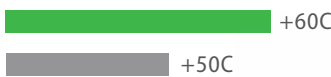
Longer Warranties

Longer Calibration Cycles



Higher Temperature

Worry-Free Operation



Automatically self-checks 4x/day

10x Better Resolution for H₂S



* Data may vary for different gases and configurations

IT MAKES SENSE...NO EXCEPTIONS



EXPECTED LIFE



WARRANTY



PATENTS

We're going to help you save*

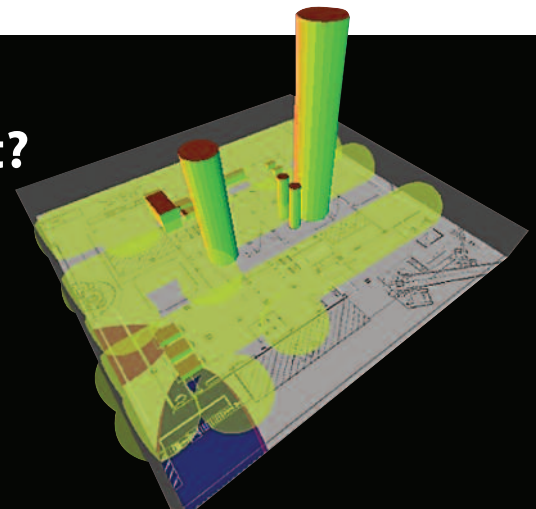
Installation	30%	~\$7,000
Annual Maintenance	50%	~\$1,500
Over the life of the product	75%	~\$15k

* Based on 10 sensors and 2 sensors/transmitter

Questions about sensor placement?

MSA's new gas and ame mapping service combines 150 years of gas detection experience with 3D technology to help you maximize the effectiveness of every sensor.

Check out the link for more information:
<https://us.msasafety.com/gas-mapping>



Trust us...We've been saving lives for over 100 years



ULTIMA X5000 Gas Monitor Specifications and Features

PRODUCT SPECIFICATIONS			
COMBUSTIBLE GAS SENSOR TYPE	Catalytic Bead (XCell Comb) Infrared (XIR PLUS)		
TOXIC GAS & OXYGEN SENSOR TYPE	Hydrogen Sulfide H ₂ S (XCell Toxic) Carbon Monoxide CO (XCell Toxic) Carbon Monoxide CO H ₂ -Resistant (XCell Toxic) Oxygen O ₂ (XCell O ₂)		
SENSOR MEASURING RANGES	Combustible: 0-100% LEL H ₂ S: 0-10, 0-50, 0-100 ppm CO: 0-100, 0-500, 0-1000 ppm CO-H ₂ Resist: 0-100 ppm O ₂ : 0-25%		
TYPICAL SENSOR LIFE	5 years – XCell Sensors 10 years - infrared		
SENSOR PERFORMANCE*	T90 (TYPICAL)	REPEATABILITY	ZERO DRIFT (PER YEAR)
XIR PLUS	<2 sec.	≤ +/- 1% LEL	<5% LEL
XCELL COMB	<22 sec.	≤ +/- 1% LEL	<5% LEL
XCELL H ₂ S	<23 sec.	+/- 5%	<1% full scale
XCELL O ₂	<15 sec.	≤ +/- 0.3% Vol	0.2% Vol
XCELL CO	<9 sec.	+/- 5%	<1% full scale
APPROVALS CLASSIFICATION	US Divisions Class I Div 1 Groups A-D, T5, Type 4X, IP66 Class II Div 1 Groups E-G, T6; Class III US Zones Class I Zone 1 AEx db IIC T5 Gb Class II Zone 21 AEx tb IIIC T85°C Db Global Zones Ex db IIC T5 Gb Ex tb IIIC T85°C Db		
WARRANTY	X5000 Transmitter: 2 years XIR PLUS: 10 years source, 5 years electronics XCell Sensors: 3 years		
APPROVALS	CSA, ATEX, IECEx, CE Marking. Complies with C22.2 No. 152, FM 6320, ANSI/ISA 12.13.01, ATEX/ IEC: EN 60079-29-1 Suitable for SIL 2		
ENVIRONMENTAL SPECIFICATIONS			
OPERATING TEMPERATURE RANGE	XCell: -40°C to +60°C XIR PLUS: -40°C to +60°C (may differ by gas, see manual)		
STORAGE TEMPERATURE RANGE	-40°C to +60°C		
RELATIVE HUMIDITY (NON-CONDENSING)	10-95% (XCell Toxics & O ₂) 0-95% (XCell Comb) 0-95% (XIR PLUS)		

*At ambient conditions

Note: This Bulletin contains only a general description of the products shown. While uses and performance capabilities are described, under no circumstances shall the products be used by untrained or unqualified individuals and not until the product instructions including any warnings or cautions provided have been thoroughly read and understood. Only they contain the complete and detailed information concerning proper use and care of these products. Specifications subject to change without notice.



MSA – The Safety Company
 1000 Cranberry Woods Drive
 Cranberry Township, PA 16066 USA
 Phone 724-776-8600
www.MSAafety.com

U.S. Customer Service Center
 Phone 1-800-MSA-2222
 Fax 1-800-967-0398

MSA Canada
 Phone 1-800-672-2222
 Fax 1-800-967-0398

MSA Mexico
 Phone 01 800 672 7222

MECHANICAL SPECIFICATIONS	
INPUT POWER	10 to 30VDC, 3 wire, <5W nominal
SIGNAL OUTPUT	Dual 4-20 mA current source, HART, Bluetooth. Optional: w/o Bluetooth
RELAY RATINGS	5A @ 30VDC; 5A @220 VAC (3X) SPDT – fault, warn, alarm
RELAY MODES	Common, discrete, horn
NOMINAL MAX POWER (W/ RELAYS)	XIR PLUS 6.7W XCell Comb 5.5W XCell Toxic & O ₂ 2.8W XIR PLUS and XCell Comb 9.6W XIR PLUS and XCell Toxic & O ₂ 7.0W Dual XIR PLUS 11.6W Dual XCell Toxic & O ₂ 3.6W Dual XCell Comb 10.6W Dual XCell Comb and XCell Toxic & O ₂ 5.5W
EMC DIRECTIVE	Complies with EN 50270, EN 61000-6-4, EN 61000-6-3
DISPLAY	Organic LED (multi-lingual) with Contrast Ratio of 2000:1 and View Angle of 160°
BAUD RATE	2400, 4800, 9600, 19200, 38400, 115200
HART	HART 7, HART device description language available
FAULTS MONITORED	Low supply voltage, RAM checksum error, flash checksum error, EEPROM error, internal circuit error, relay, invalid sensor configuration, sensor faults, calibration faults, general system
WIRING REQUIREMENTS	3-wire (single sensor) or 4-wire (dual sensor) shielded cable. <i>Refer to manual for mounting distances and wire gauge.</i>

